

Initializing a TeleVisit

To Initialize a TeleVisit:

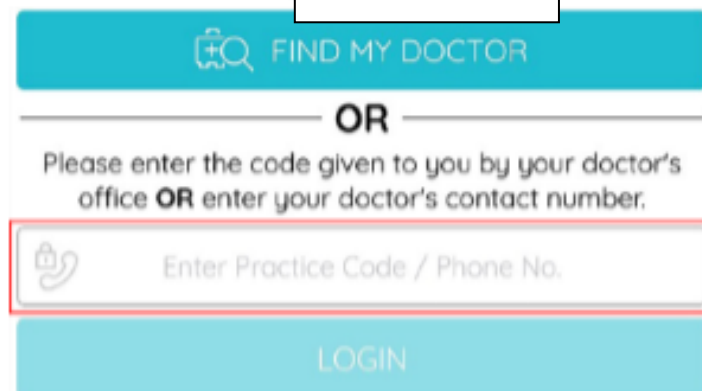
1. Open the healow app, and tap *GET STARTED*:



2. Accept the following in-phone notifications:

- Location
- Camera
- Microphone

3. Enter the Practice Code **BBJCAA**





Sharon F Gentao, M.D. | Mirko Giaconi, M.D. | Mona Shah, M.D. | Stephen Taus, M.D.
Curtis Foster, M.D., M.P.H. | Valerie Grant, M.D. | Peter Sliskovich, M.D.
Kimberly Hua, PA-C

4. Enter the login credentials provided by the practice and tap *Login*:

Note: The username and the password are case-sensitive.

5. Accept the Terms and Conditions for the healow application:

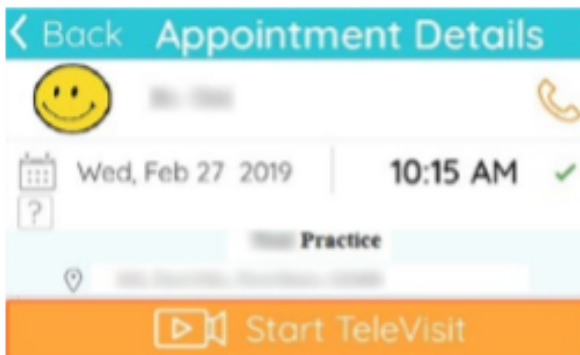
6. Verify the account by entering your Date of Birth.
7. Create and confirm a 4-digit PIN of your choice:

Note: Remember your 4-digit PIN; you will need it the next time you log in to the application.

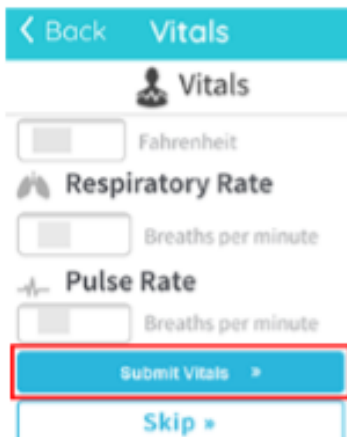
8. On the wheel screen, tap **APPOINTMENTS**:



9. Scroll to the bottom of the screen and tap **Start TeleVisit**:




10. Enter your vital signs and tap **Submit Vitals**:





Sharon F. Gentao, M.D. | Mirko Giaconi, M.D. | Mona Shah, M.D. | Stephen Taus, M.D.
Curtis Foster, M.D., M.P.H. | Valarie Grant, M.D. | Peter Sliskovich, M.D.
Kimberly Hua, PA-C

You are checked in. Wait for your provider to connect:



✔ Questionnaire/Vitals entered

Tap the red phone icon at the bottom of the screen to end the visit:

